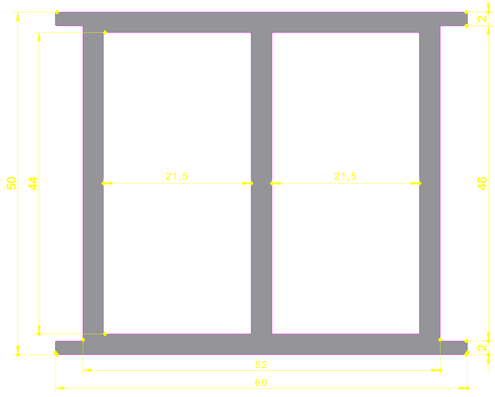

RADII

● = 0.20
∅ = 0.25
○ = 0.30
x = 0.40
□ = 0.50
* = 0.75
△ = 1.00
@ = 1.20
# = 1.50
■ = 1.70
▲ = 2.00
s = sharp
f = full

Quote Ref: Q03384/2020_Rev3	Location Checked	Date	Signature

No unauthorised use, copy or disclosure of this drawing is to be made.
It is to be returned whenever required.

Rev. No.		Revision	Date
R1	R1	Wall thickness increase to 3 mm	04/06/20
R2	R2	Ledges thickness reduced to 2 mm	16/06/20

CRITICAL DIMENSIONS MUST BE CHECKED

1	
2	
3	
4	
5	
6	
7	
8	
9	
10	

PLEASE ADVISE OF ANY AREAS WITH CRITICAL DIMENSIONS ABOVE.

Scale 2:1

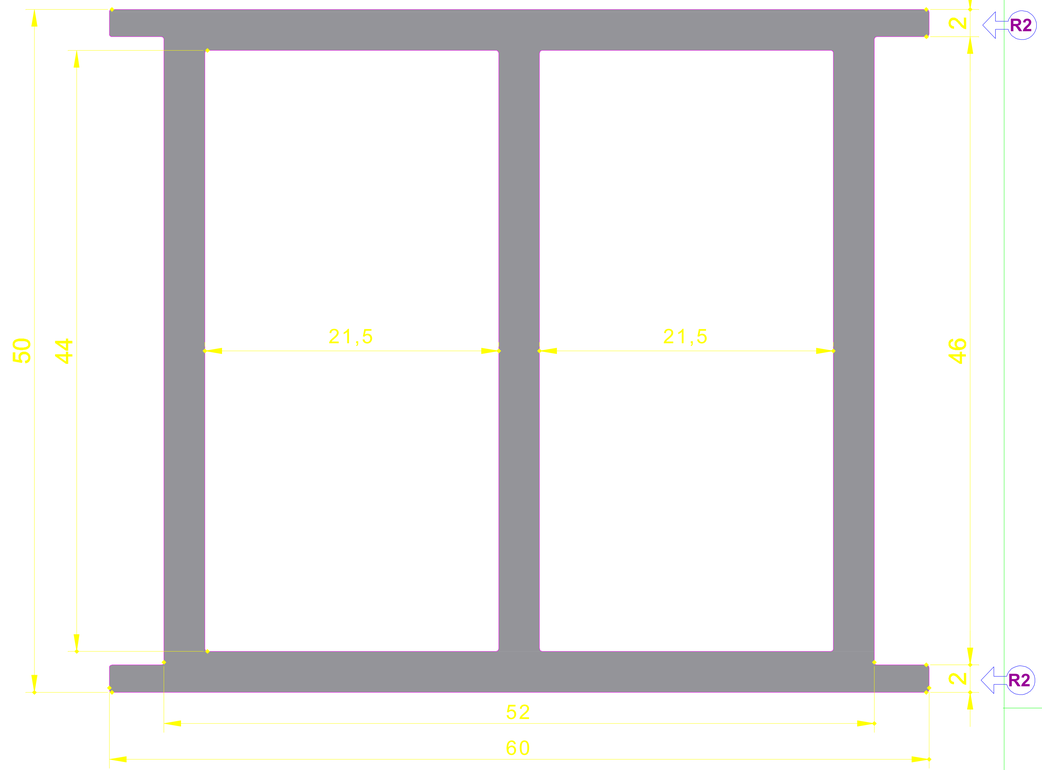

Scale 1:1



PLEASE NOTE THAT IF THIS PROFILE IS REQUIRED IN ANODIZED QUALITY FOR A DECORATIVE FINISH AT A LATER DATE THAT BEFORE MANUFACTURE OUR QUALITY CONTROL AND PRODUCTION DEPARTMENTS WILL HAVE TO BE MADE AWARE AND TO AGREE TO PRODUCE ANY ORDERS.

Finish: MILL

SECTION AREA:	740.03	mm²
EST.WEIGHT PER MTR:	1.998	kg
EXT CIRCUMFERENCE:	234.97	mm
INT CIRCUMFERENCE:	261.32	mm

mat'l 6063T6 TO BS EN 755-9

CLIENT

Sherwood Stainless & Aluminium

Customer Approved

Signed : .....

Print Name: .....

Date : .....

TITLE

Decking Substructure 50 x 60

smart aluminium extrusions

Smart Aluminium Extrusions,
Arnolds Way, Yatton,
North Somerset,
BS49 4QN
Tel: +44 (0)1934 876 100
Fax: +44 (0)1934 835 169
www.smartsystems.co.uk

V = 0.00mm x 90° Vee Groove
Unspec. Radii to R0.20mm
Unspec. Thickness: 3.00mm

Visible Surface - VS

DRAWN	YT
DATE	JUNE_2020
SCALE	1:1_SCALE_@_A4

RADII
● = 0.20
∅ = 0.25
○ = 0.30
x = 0.40
□ = 0.50
* = 0.75
△ = 1.00
@ = 1.20
# = 1.50
■ = 1.70
▲ = 2.00
s = sharp
f = full

DRAWING No. SWL7268_Rev2

DIE No. SM 6005

DO NOT SCALE FROM THIS PAPER DRAWING

Y X X Y